

Section 4. Chronic Disease and Cancer

Section 4D Early Detection of Cancer

Data Source: Canadian Community Health Survey (CCHS) – Statistics Canada

Updated: June 2020

1. Screening mammography

Description

Table 01. Ever Had Mammogram & Last Mammogram in the Past 2 Years, Age 50-69, CCHS 2011-2012, EOHU & Ontario

		EOHU		Ontario	
		#	%	#	%
Ever Had Mammogram		21417	93%	1557782	91%
Last Mammogram	< 2 Years	18285	80%	1264564	74%
	> 2 Years	3033	13%	282726	16%
No		1570	7%	159564	9%
Total		22987	100%	1717346	100%

Figure 01. Ever Had Mammogram & Last Mammogram in the Past 2 Years, Age 50-69, CCHS 2011-2012, EOHU & Ontario

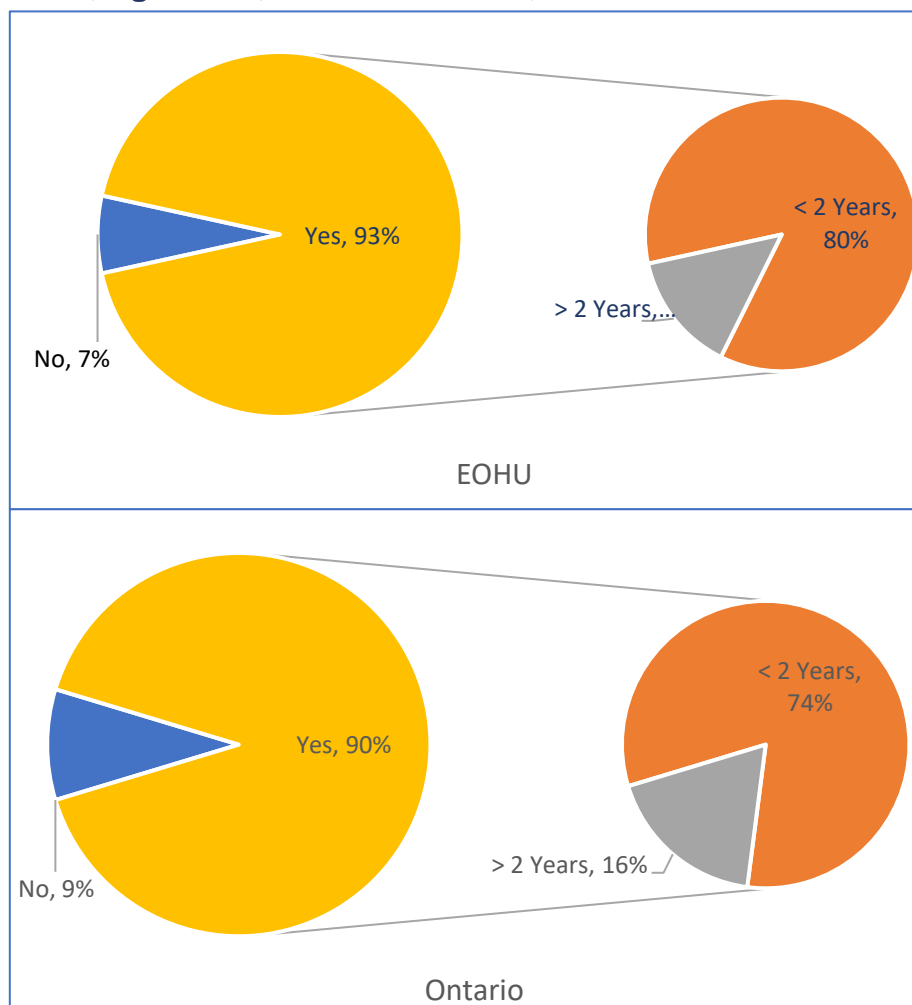


Table 02. Last time mammogram was done. EOHU & Ontario, 2011-2012

	EOHU		Ontario	
	#	%	#	%
< 6 Months	5725	26.9%	354379	22.9%
0.5~1 Year	7708	36.2%	495798	32.0%
1~2 Years	4852	22.8%	414387	26.8%
2~5 Years	2464	11.6%	188932	12.2%
5 Years or more	569	2.7%	93794	6.1%
Total	21318	100%	1547290	100%

Figure 02. Last time mammogram was done. EOHU & Ontario, 2011-2012

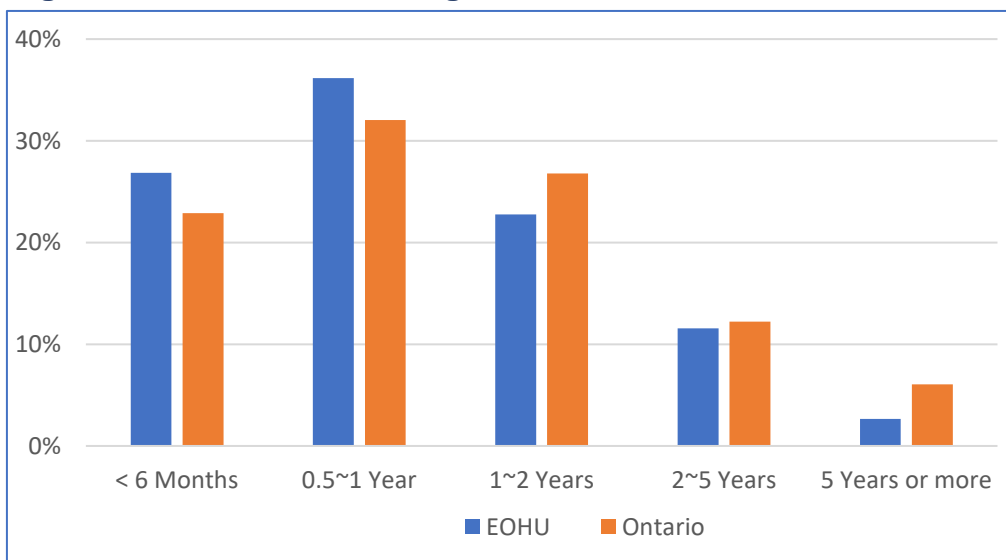


Figure 03. The Reason for having mammogram, EOHU & Ontario, 2011-2012

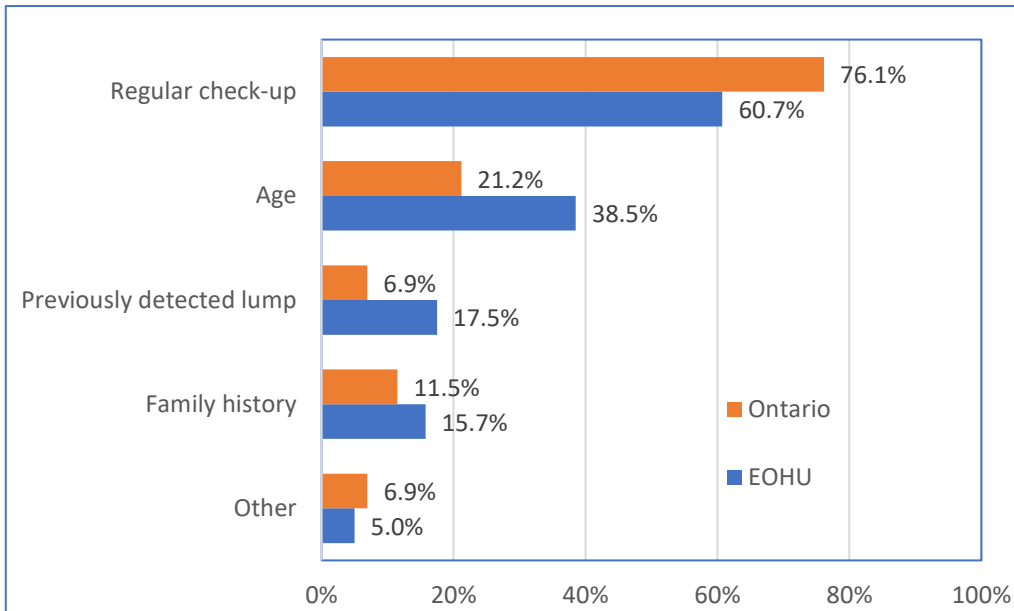
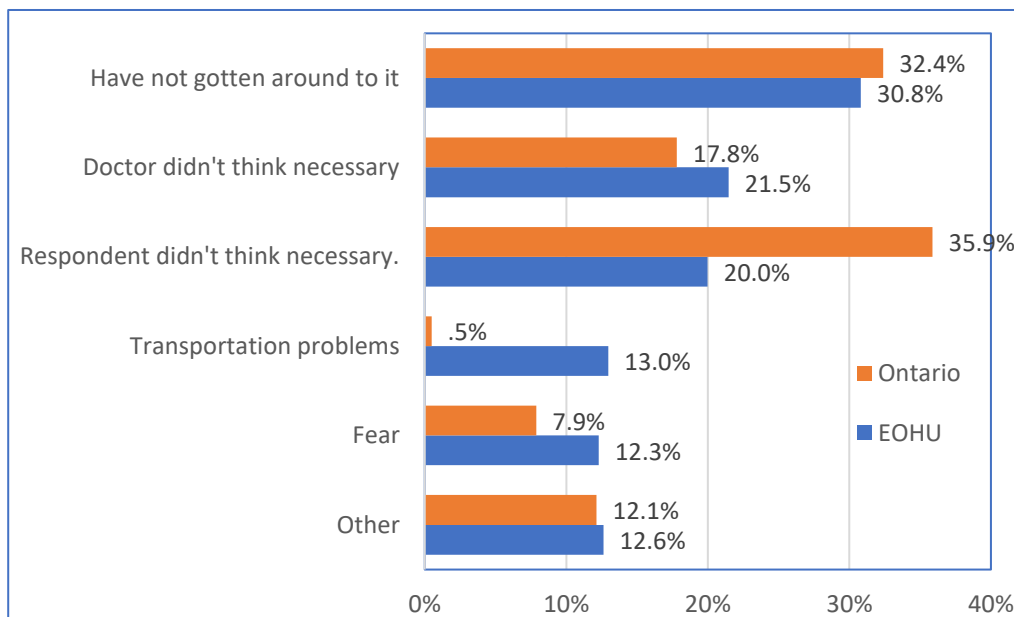


Figure 04 The Reason for not having mammogram, EOHU & Ontario, 2011-2012



2. Cervical Cancer Screening

Description

Table 03. Ever had PAP smear test & Had the test in the Past 3 Years, Age 50-69, EOHU & Ontario, CCHS 2011-2012,

		EOHU		Ontario	
		#	%	#	%
Ever had PAP smear test		47226	95.2%	4010084	90.1%
Had the test in	< 3 Years	38114	81.9%	3331933	83.8%
	> 3 Years	8395	18.1%	643039	16.2%
No		2402	4.8%	442187	9.9%
Total		49628	100.0%	4452271	100.0%

Figure 05. Ever Had PAP Smear Test & Had the test in the Past 3 Years, Age 20-69, CCHS2011-2012, EOHU & Ontario

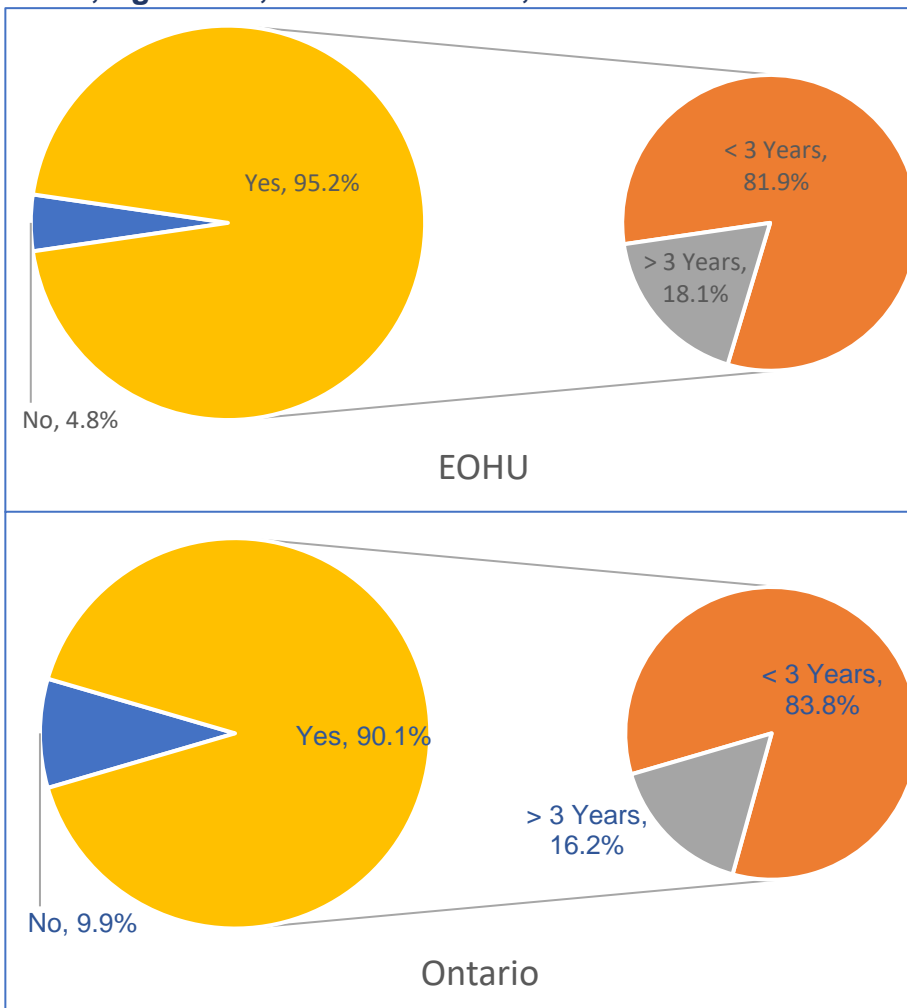


Table 04. Last time had PAP smear test, Age 20-69, CCHS2011-2012, EOHU & Ontario

	EOHU		Ontario	
	#	%	#	%
< 6 Months	8227	17.7%	928892	23.4%
0.5~1 Year	9491	20.4%	1215881	30.6%
1~3 Years	20396	43.9%	1187160	29.9%
3~5 Years	2975	6.4%	217470	5.5%
5 Years or more	5420	11.7%	425569	10.7%
Total	46509	100%	3974972	100%

Figure 06. Last time had PAP smear test, Age 20-69, CCHS2011-2012, EOHU & Ontario

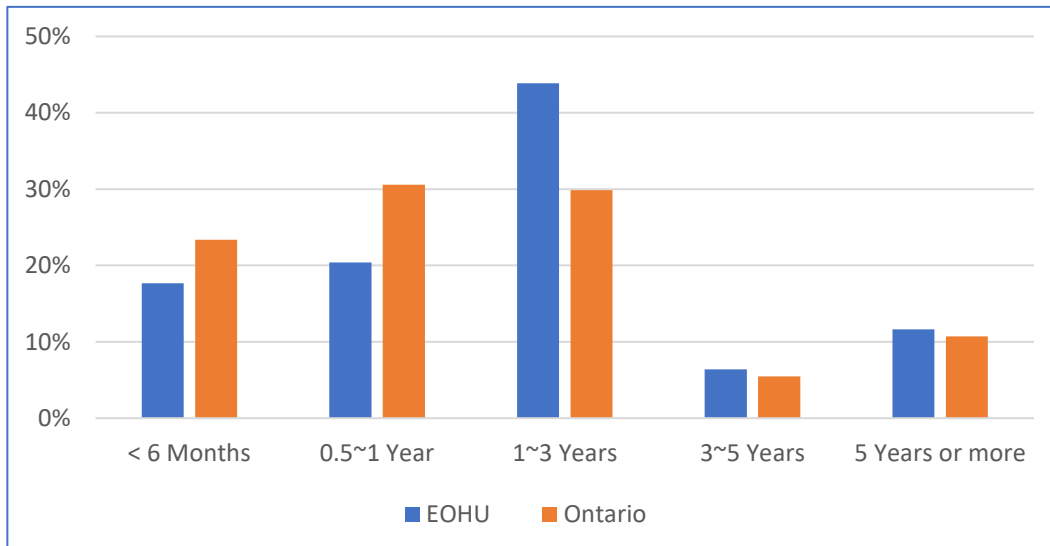
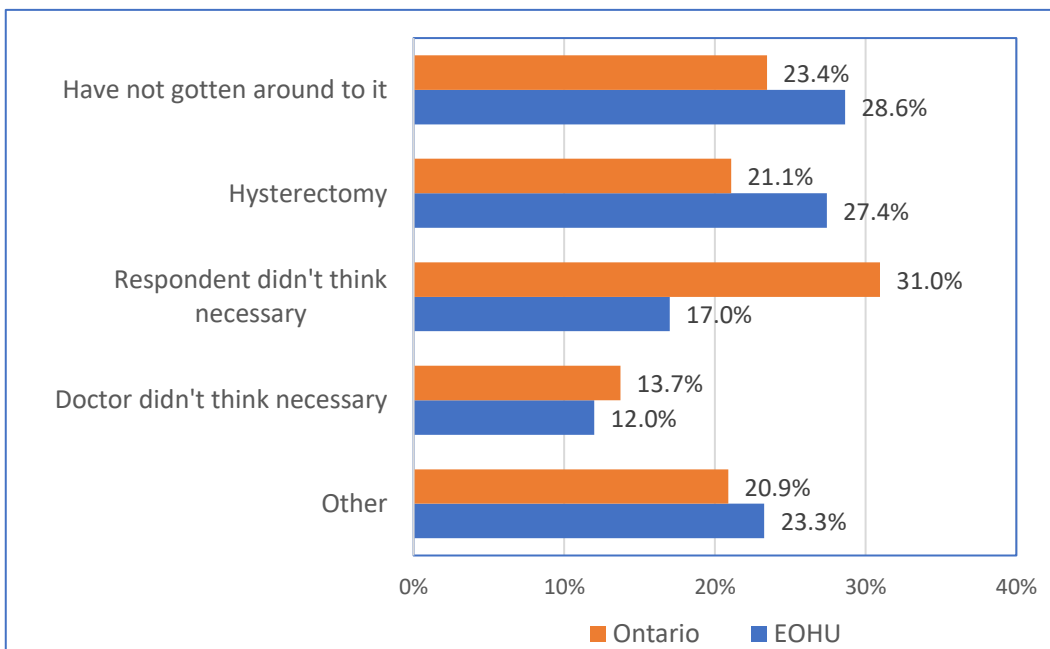


Figure 07. The Reason for not having PAP smear test, 2011-2012, EOHU & Ontario



3. Colorectal cancer screening

Description

Table 05. Ever had FOBT & Had an FOBT Test in the Past 2 Years, Ages 50-74, EOHU & Ontario, CCHS 2011-2012,

		EOHU		Ontario	
		#	%	#	%
Ever had FOBT		33585	67.0%	2014958	53.9%
Had an FOBT Test in	< 2 Years	22693	68.0%	1331120	66.8%
	2 Years +	10661	32.0%	661761	33.2%
No		16573	33.0%	1721395	46.1%
Total		50158	100.0%	3736353	100.0%

Figure 08. Ever had FOBT & Had an FOBT Test in the Past 2 Years, Ages 50-74, EOHU & Ontario, CCHS 2011-2012,

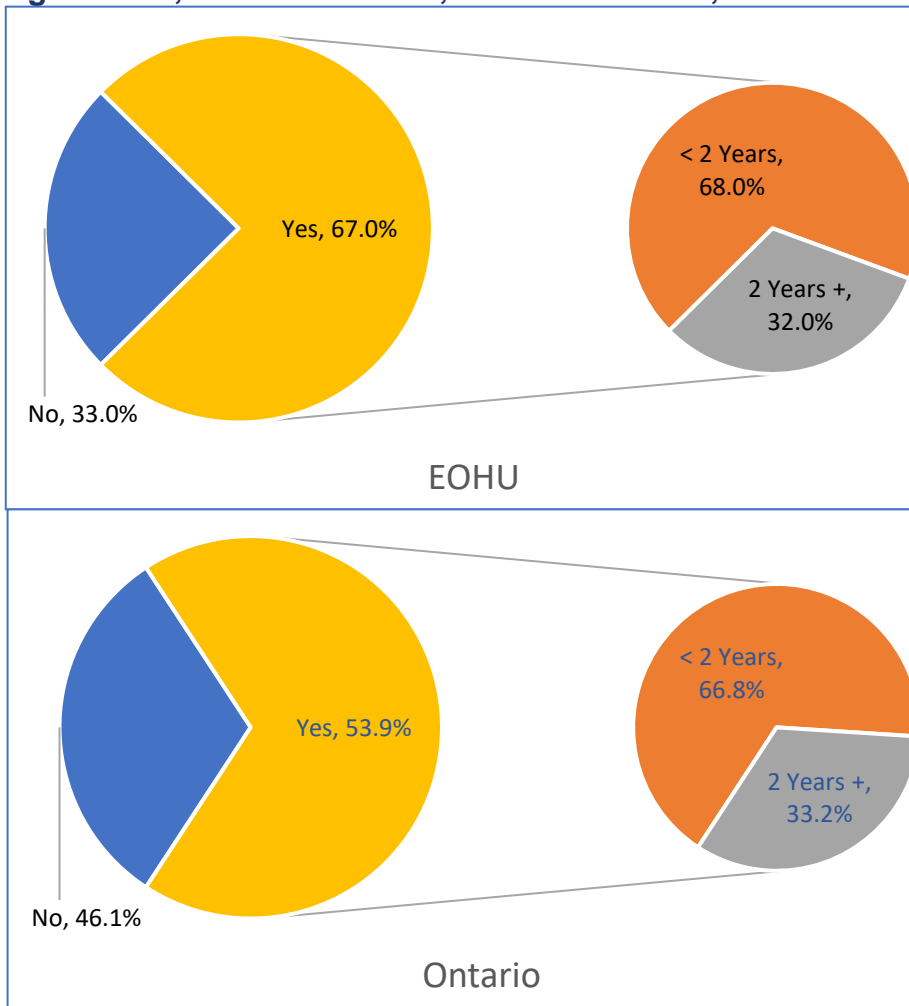


Table 05. Last time FOBT test done, Ages 50-74, EOHU & Ontario, CCHS 2011-2012,

	EOHU		Ontario	
	#	%	#	%
< 1 Year	16050	48.1%	760792	38.2%
1 ~ 2 Years	6643	19.9%	570328	28.6%
2 ~ 3 Years	3438	10.3%	272759	13.7%
3 ~ 5 Years	2337	7.0%	169443	8.5%
5 ~ 10Years	3835	11.5%	137567	6.9%
5 Years or more	1051	3.2%	81992	4.1%
Total	33354	100%	1992881	100%

Figure 09. The Reason for having FOBT test, EOHU & Ontario, CCHS 2011-2012

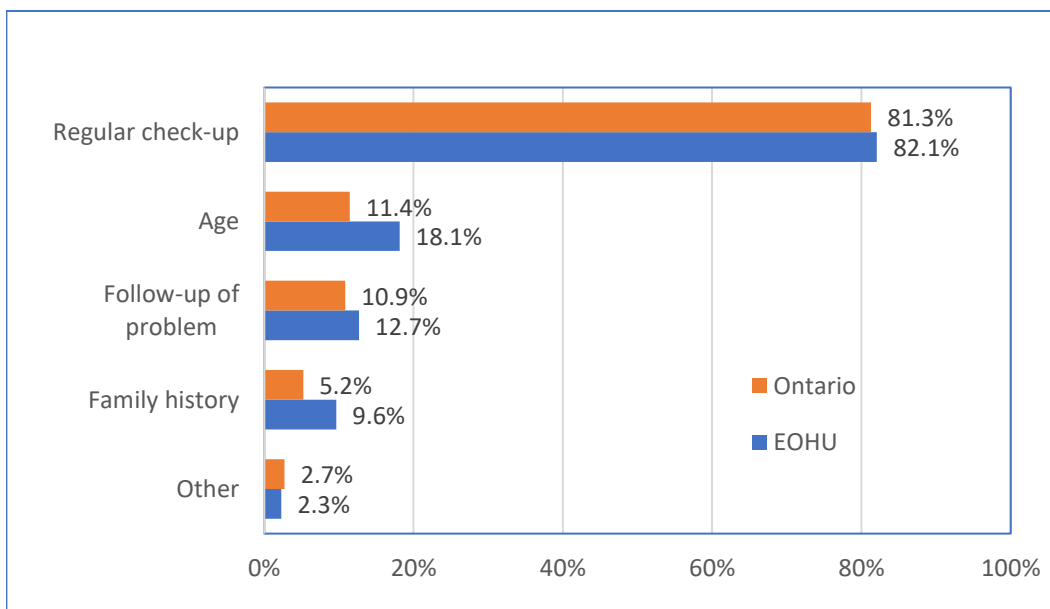


Table 06. Ever Had colonoscopy/sigmoidoscopy, EOHU & Ontario, CCHS 2011-2012

	EOHU		Ontario		
	#	%	#	%	
Yes	24166	48.2%	1764592	47.0%	
	< 3 Years	16603	33.1%	1132277	30.1%
	3 Years+	7376	14.7%	625927	16.7%
No	25996	51.8%	1992168	53.0%	
Total	50162	100.0%	3756760	100.0%	

Figure 10. Ever Had colonoscopy/sigmoidoscopy, EOHU & Ontario, CCHS 2011-2012

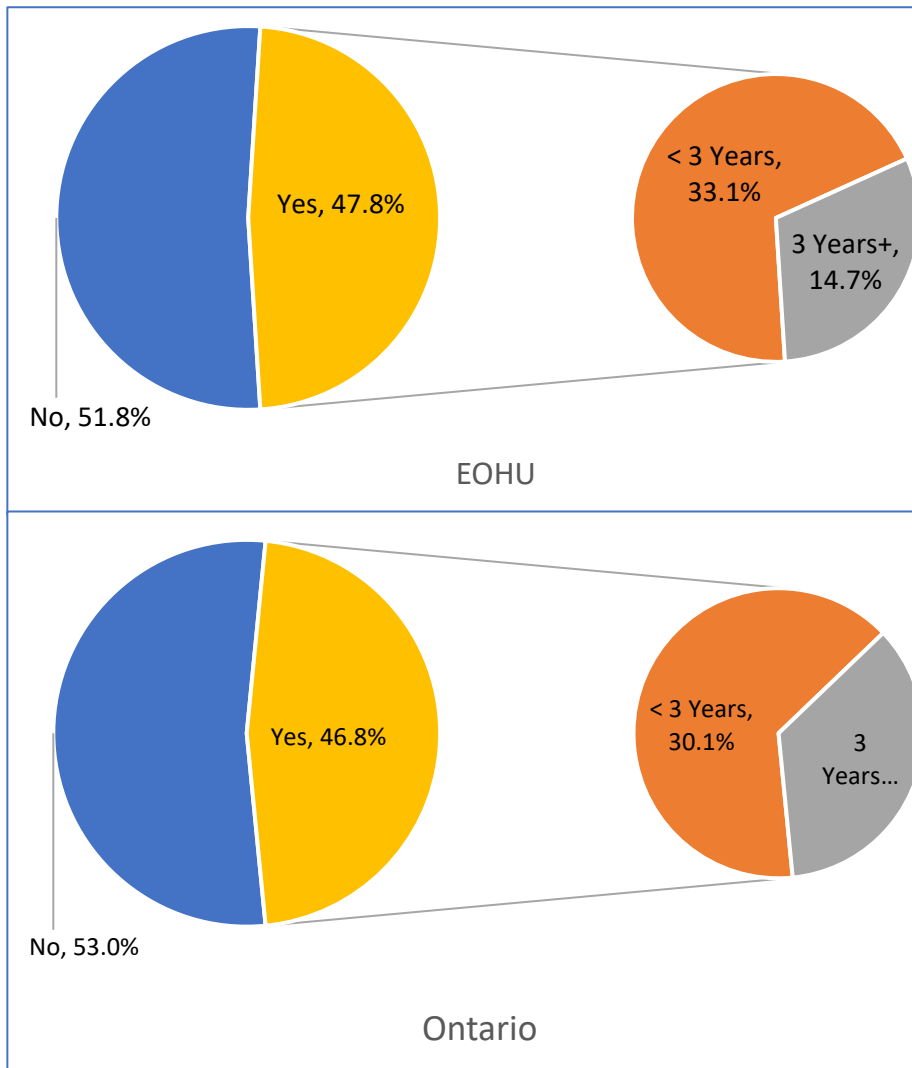
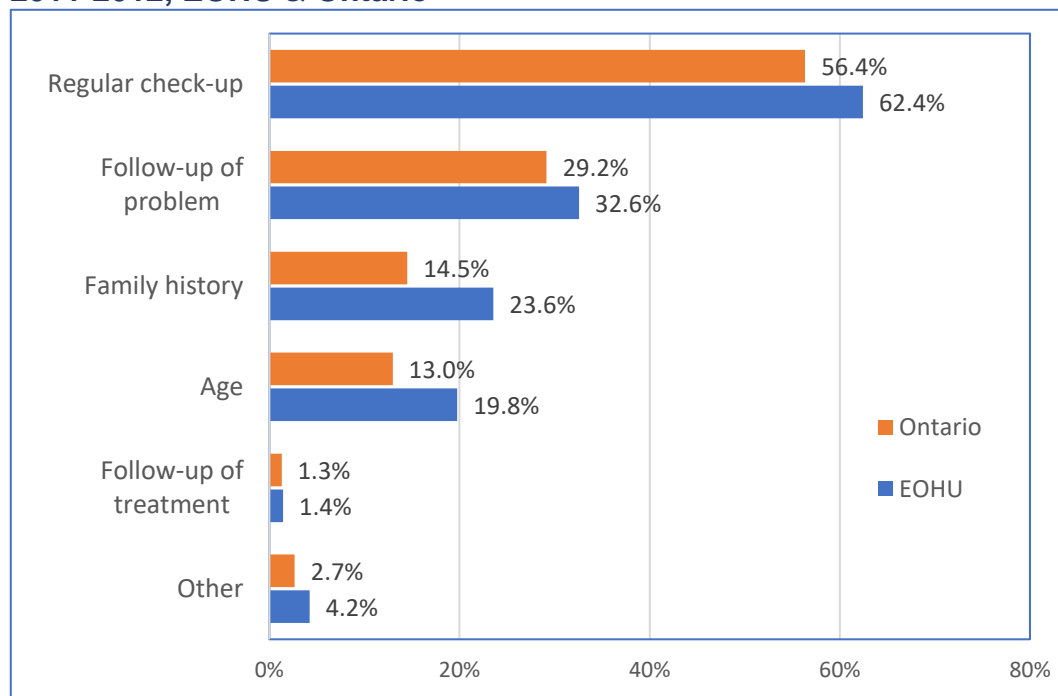


Table 07. Last time the colonoscopy/sigmoidoscopy had done, EOHU & Ontario, CCHS 2011-2012

	EOHU		Ontario	
	#	%	#	%
< 1 Year	5472	22.8%	425333	24.2%
1 ~ 2 Years	4749	19.8%	368083	20.9%
2 ~ 3 Years	6382	26.6%	338861	19.3%
3 ~ 5 Years	3172	13.2%	308543	17.5%
5 ~ 10 Years	2315	9.7%	209147	11.9%
5 Years or more	1889	7.9%	108237	6.2%
Total	23979	100%	1758204	100%

Figure 11. The Reason for having colonoscopy/sigmoidoscopy, CCHS 2011-2012, EOHU & Ontario



If you require this information in an alternate format, please call 1-800-267-7120 and press 0.

Si les renseignements sont requis dans un autre format, veuillez appeler au 1 800 267-7120 et faire le 0.