

# Health Indicators

## Section 4. Chronic Disease and Cancer

Data Source: Ontario Cancer Registry (OCR) - Cancer Care Ontario (CCO)

Updated: August, 2024

[Description](#)

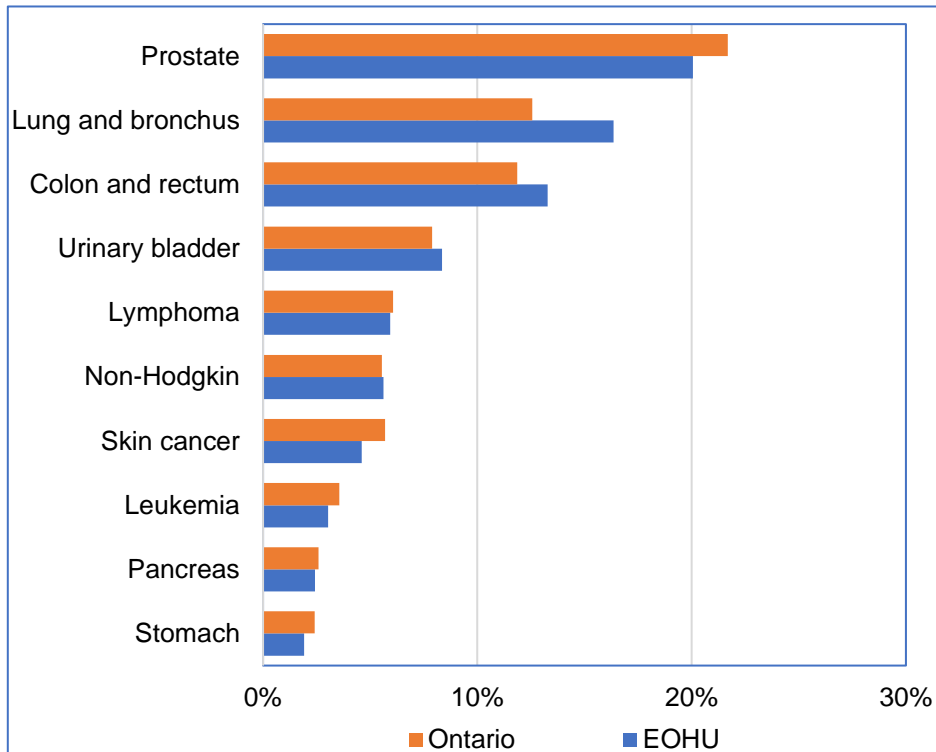
### Section 4C Cancer Incidence

#### 4C.02. Leading Causes of New Cancer Cases

**Table 01. Leading Causes of New Cancer Cases, All Ages, Male, EOHU & Ontario, 2009-2020**

No	Male	#		%	
		EOHU	Ontario	EOHU	Ontario
1	Prostate	1862	103608	20.1%	21.7%
2	Lung and bronchus	1493	58683	16.4%	12.6%
3	Colon and rectum	1181	55215	13.3%	11.9%
4	Urinary bladder	740	36235	8.4%	7.9%
5	Lymphoma	513	28393	5.9%	6.1%
6	Non-Hodgkin	490	25839	5.6%	5.5%
7	Skin cancer	401	26387	4.6%	5.7%
8	Leukemia	265	16504	3.0%	3.6%
9	Pancreas	221	12069	2.4%	2.6%
10	Stomach	169	11172	1.9%	2.4%
	All Sites	8928	468800	100%	100%

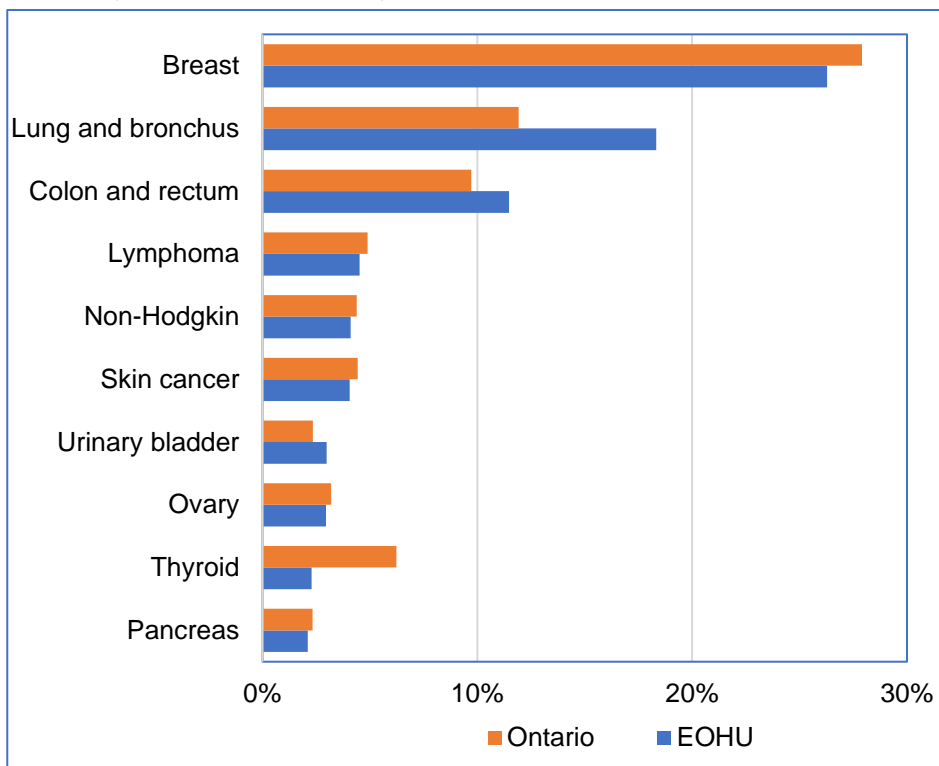
**Figure 01. Leading Causes of New Cancer Cases, All Ages, Male, EOHU & Ontario, 2009-2020**



**Table 02. Leading Causes of New Cancer Cases, All Ages, Female, EOHU & Ontario, 2009-2020**

No	Female	#		%	
		EOHU	Ontario	EOHU	Ontario
1	Breast	2143	127225	26.3%	27.9%
2	Lung and bronchus	1597	57480	18.3%	11.9%
3	Colon and rectum	990	46805	11.5%	9.7%
4	Lymphoma	378	22971	4.5%	4.9%
5	Non-Hodgkin	351	20809	4.1%	4.4%
6	Skin cancer	317	20371	4.0%	4.4%
7	Urinary bladder	266	11549	3.0%	2.4%
8	Ovary	242	14655	3.0%	3.2%
9	Thyroid	160	26756	2.3%	6.2%
10	Pancreas	189	11387	2.1%	2.3%
	All Sites	8354	465525	100%	100%

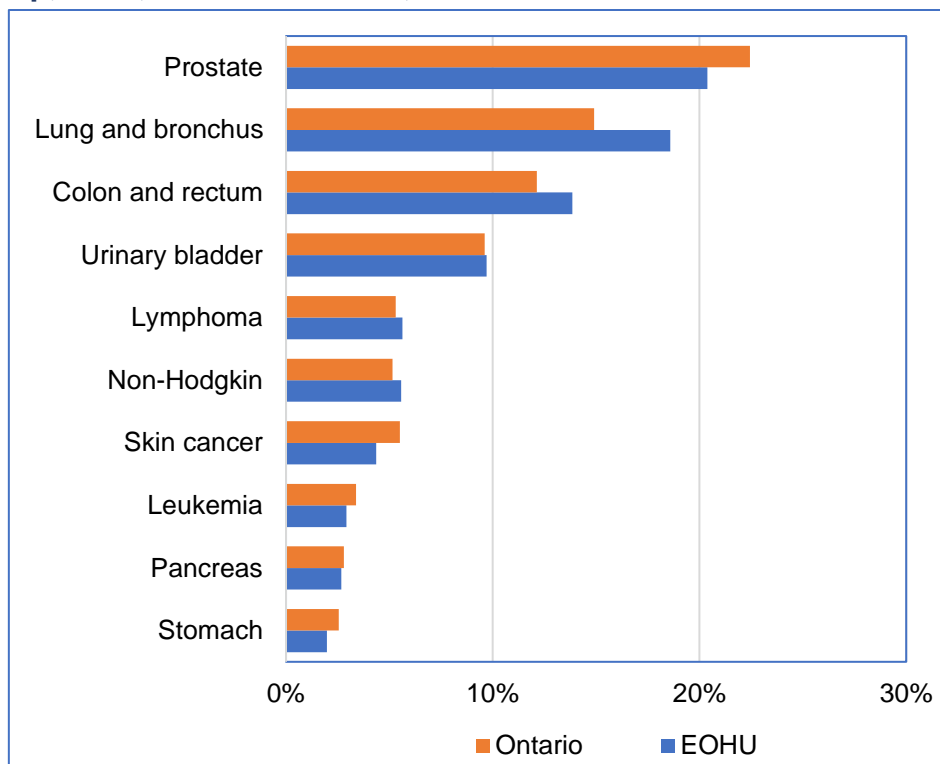
**Figure 02. Leading Causes of New Cancer Cases, All Ages, Female, EOHU & Ontario, 2009-2020**



**Table 03. Leading Causes of New Cancer Cases, 65 Years & up, Male, EOHU & Ontario, 2009-2020**

No	Male	#		%	
		EOHU	Ontario	EOHU	Ontario
1	Prostate	1198	67207	20.4%	22.4%
2	Lung and bronchus	1070	43321	18.6%	14.9%
3	Colon and rectum	782	35023	13.8%	12.1%
4	Urinary bladder	535	27414	9.7%	9.6%
5	Lymphoma	315	15348	5.6%	5.3%
6	Non-Hodgkin	312	14903	5.6%	5.2%
7	Skin cancer	247	15794	4.4%	5.5%
8	Leukemia	162	9685	2.9%	3.4%
9	Pancreas	155	8110	2.7%	2.8%
10	Stomach	112	7336	2.0%	2.6%
	All Sites	5703	291521	100%	100%

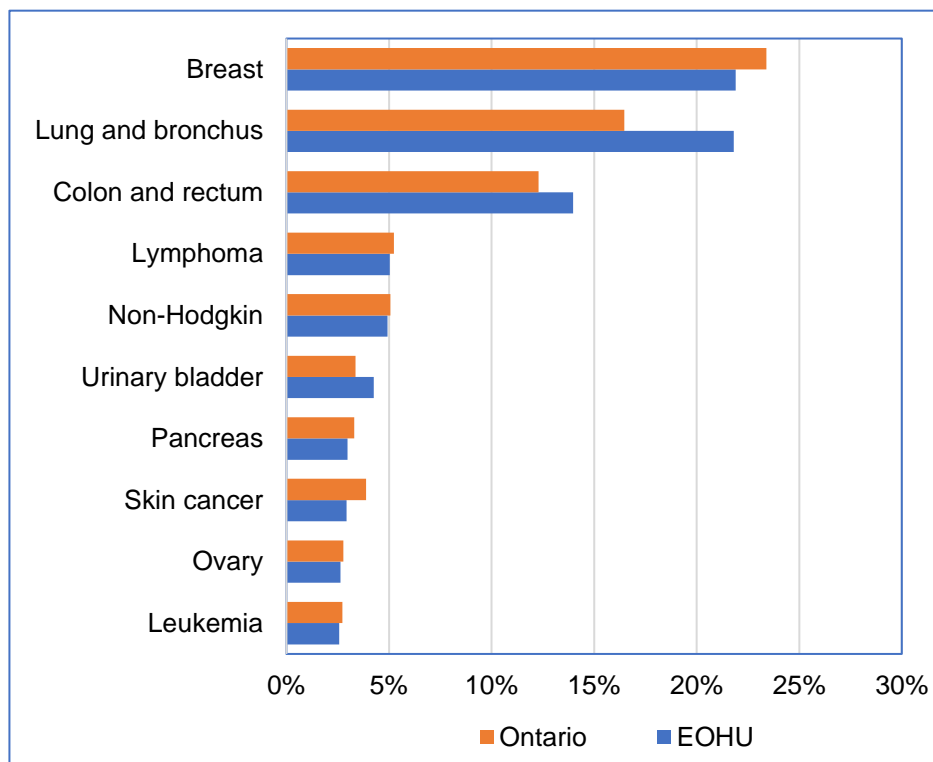
**Table 03. Leading Causes of New Cancer Cases, 65 Years & up, Male, EOHU & Ontario, 2009-2020**



**Table 04. Leading Causes of New Cancer Cases, 65 Years & up, Female, EOHU & Ontario, 2009-2020**

No	Female	#		%	
		EOHU	Ontario	EOHU	Ontario
1	Breast	1034	58157	21.9%	23.4%
2	Lung and bronchus	1024	40949	21.8%	16.5%
3	Colon and rectum	664	31229	14.0%	12.3%
4	Lymphoma	238	13139	5.0%	5.2%
5	Non-Hodgkin	233	12716	4.9%	5.1%
6	Urinary bladder	202	8508	4.3%	3.4%
7	Pancreas	142	8389	3.0%	3.3%
8	Skin cancer	137	9793	2.9%	3.9%
9	Ovary	124	6926	2.6%	2.8%
10	Leukemia	123	6929	2.6%	2.7%
	All Sites	4728	250427	100%	100%

**Figure 04. Leading Causes of New Cancer Cases, 65 Years & up, Female, EOHU & Ontario, 2009-2020**



*If you require this information in an alternate format, please call 1-800-267-7120 and press 0.  
Si les renseignements sont requis dans un autre format, veuillez appeler au 1 800 267-7120 et faire le 0.*