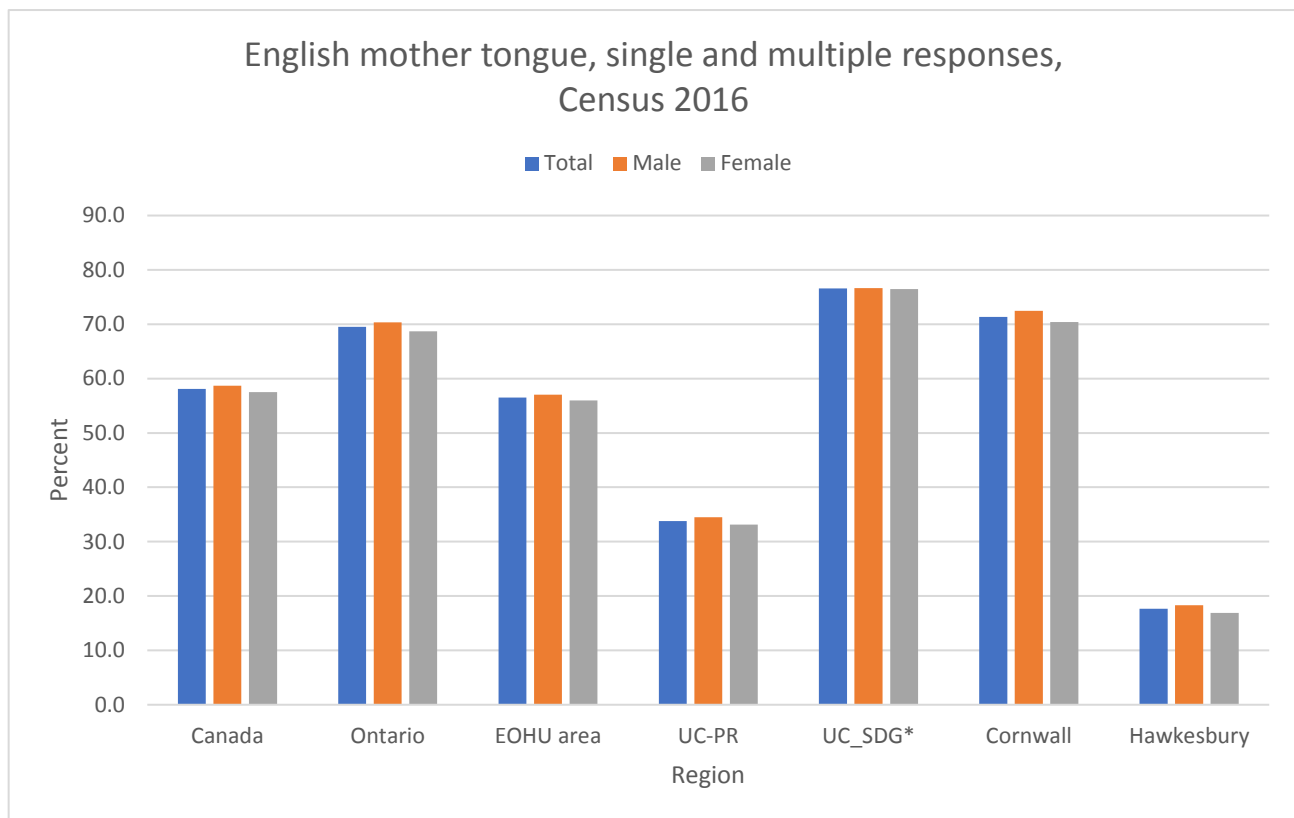


1-08. Mother tongue



Single response, English (Counts)

Region	Total	Male	Female
Canada	19,460,850	9,680,125	9,780,725
Ontario	8,902,320	4,406,210	4,496,110
EOHU area	108,990	54,335	54,650
UC-PR	27,975	14,185	13,790
UC_SDG*	49,650	24,850	24,795
Cornwall	31,365	15,300	16,065
Hawkesbury	1,530	765	765

English Mother Tongue, single and multiple responses (Counts)

Region	Total	Male	Female
Canada	20,193,336	10,036,280	10,157,050
Ontario	9,255,660	4,576,720	4,678,935
EOHU area	113,065	56,280	56,785
UC-PR	29,840	15,080	14,760
UC_SDG*	50,665	25,340	25,325
Cornwall	32,560	15,860	16,700
Hawkesbury	1,770	865	900

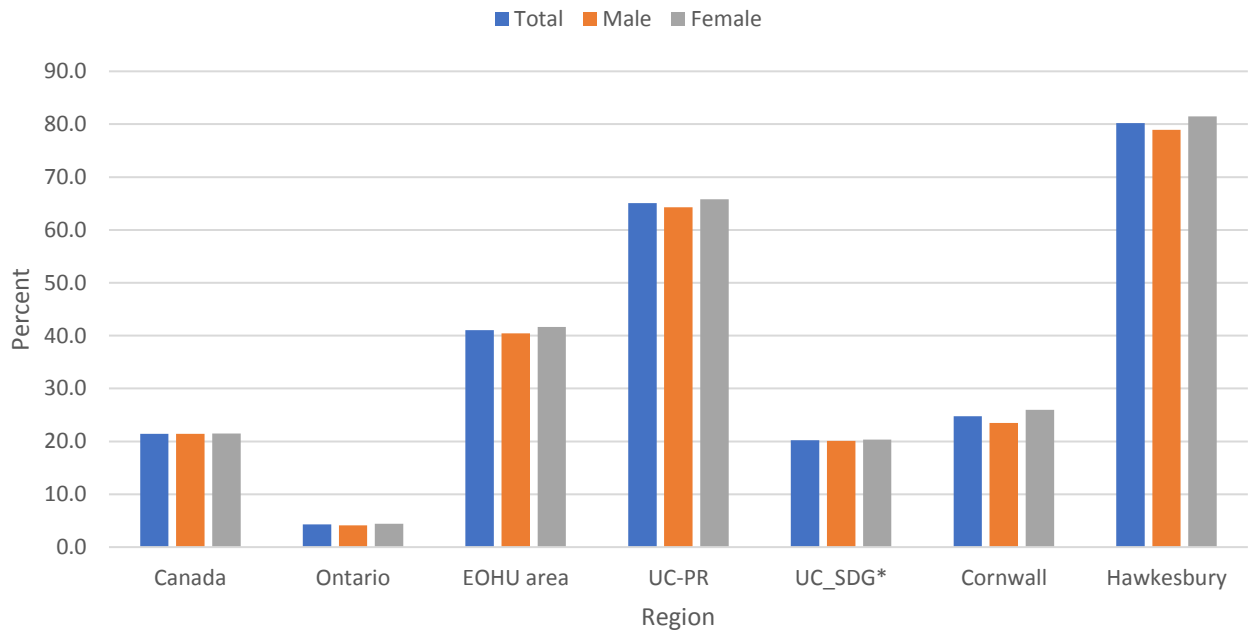
Single Response, English (Percent)

Region	Total	Male	Female
Canada	56.0	56.6	55.4
Ontario	66.9	67.8	66.0
EOHU area	54.5	55.1	53.9
UC-PR	31.7	32.5	31.0
UC_SDG*	75.1	75.2	74.9
Cornwall	68.8	69.9	67.7
Hawkesbury	15.2	16.2	14.4

English mother tongue, single and multiple responses (Percent)

Region	Total	Male	Female
Canada	58.1	58.7	57.5
Ontario	69.5	70.4	68.7
EOHU area	56.5	57.0	56.0
UC-PR	33.8	34.5	33.1
UC_SDG*	76.6	76.7	76.5
Cornwall	71.4	72.5	70.4
Hawkesbury	17.6	18.3	16.9

French mother tongue, single and multiple responses, Census 2016



Single response, French (Counts)

Region	Total	Male	Female
Canada	7,166,705	3,521,495	3,645,215
Ontario	490,715	231,310	259,410
EOHU area	78,495	38,140	40,350
UC-PR	55,615	27,235	28,375
UC_SDG*	12,585	6,245	6,340
Cornwall	10,295	4,660	5,635
Hawkesbury	7,830	3,625	4,210

French Mother Tongue, single and multiple responses (Counts)

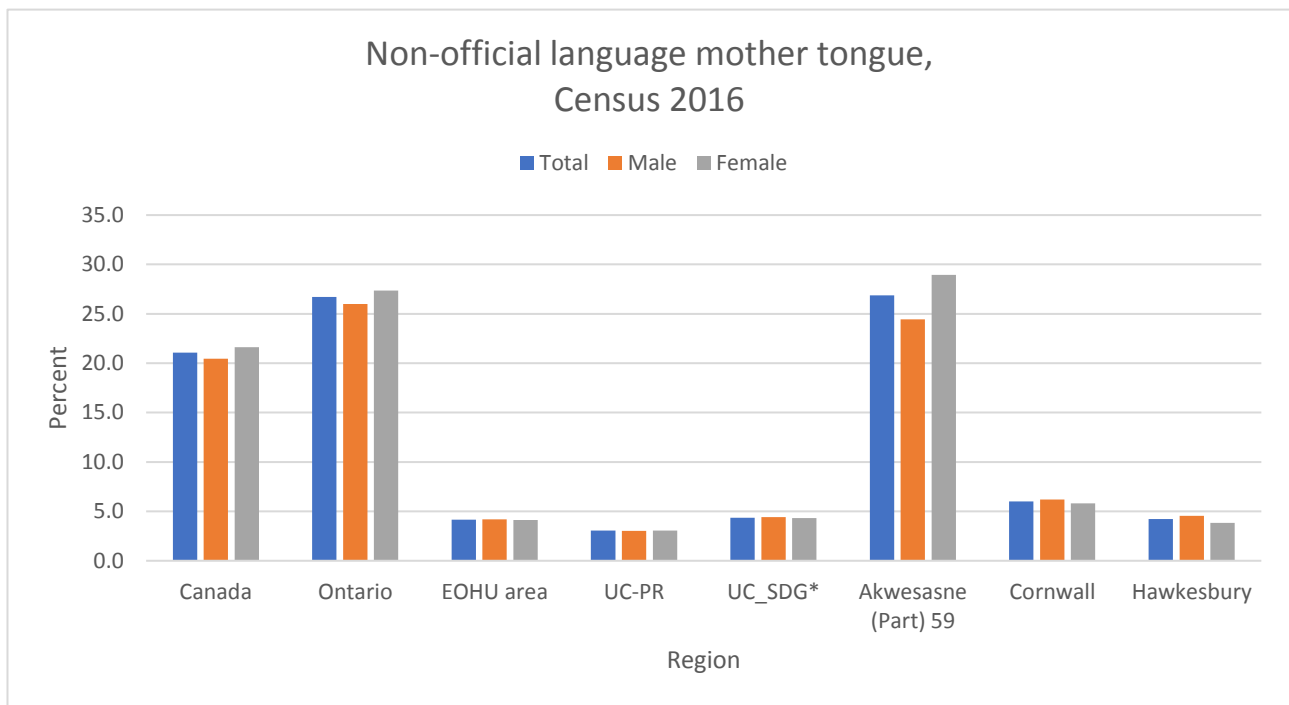
Region	Total	Male	Female
Canada	7,452,075	3,660,660	3,791,425
Ontario	568,335	267,210	301,125
EOHU area	82,105	39,895	42,210
UC-PR	57,415	28,110	29,305
UC_SDG*	13,385	6,650	6,740
Cornwall	11,305	5,135	6,165
Hawkesbury	8,055	3,725	4,340

Single Response, French (Percent)

Region	Total	Male	Female
Canada	20.6	20.6	20.6
Ontario	3.7	3.6	3.8
EOHU area	39.2	38.7	39.8
UC-PR	63.0	62.3	63.7
UC_SDG*	19.0	18.9	19.2
Cornwall	22.6	21.3	23.8
Hawkesbury	78.0	76.8	79.1

French mother tongue, single and multiple responses (Percent)

Region	Total	Male	Female
Canada	21.4	21.4	21.5
Ontario	4.3	4.1	4.4
EOHU area	41.0	40.4	41.6
UC-PR	65.1	64.3	65.8
UC_SDG*	20.2	20.1	20.4
Cornwall	24.8	23.5	26.0
Hawkesbury	80.2	78.9	81.5



Non-official language mother tongue (Counts)

Region	Total	Male	Female
Canada	7,321,065	3,501,220	3,819,840
Ontario	3,553,920	1,690,110	1,863,810
EOHU area	8,325	4,145	4,175
UC-PR	2,695	1,330	1,365
UC_SDG*	2,890	1,460	1,430
Akwesasne (Part) 59	395	165	230
Cornwall	2,740	1,355	1,380
Hawkesbury	425	215	205

Non-official language mother tongue (Percent)

Region	Total	Male	Female
Canada	21.1	20.5	21.6
Ontario	26.7	26.0	27.4
EOHU area	4.2	4.2	4.1
UC-PR	3.1	3.0	3.1
UC_SDG*	4.4	4.4	4.3
Akwesasne (Part) 59	26.9	24.4	28.9
Cornwall	6.0	6.2	5.8
Hawkesbury	4.2	4.6	3.9