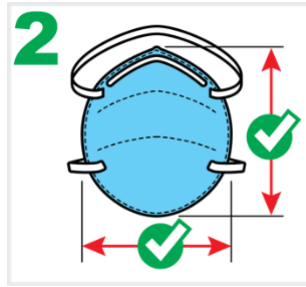


HOW TO WEAR AND REMOVE AN N95 MASK

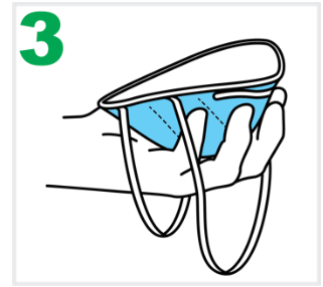
WEAR



1 Wash or sanitize your hands before putting on the mask.



2 Choose the correct size of N95 mask that fits you.



3 Cup the mask in your hand with straps hanging below your hand.



4 Position the mask on your face by pulling the bottom strap over the head and under your ears, then the top strap over your head.



5 Adjust the nose piece to the shape of your nose.



6 Perform fit check by ensuring seal of the mask. If air leaks upon exhale, adjust the mask.

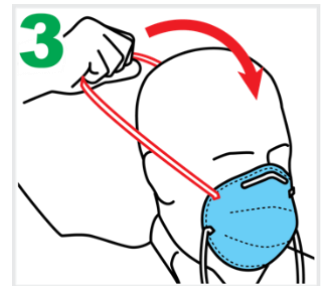
REMOVE



1 Wash or sanitize your hands before removing the mask.



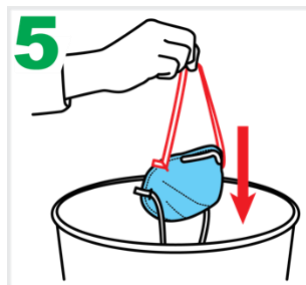
2 Pull the bottom strap over the head to remove.



3 Gently pull the top strap over the head to remove.



4 Do not touch the front surface of the N95 mask.



5 Discard the mask in the garbage.



6 Wash or sanitize hands.

