

Section 4. Chronic Disease and Cancer

Section 4.5 Early Detection of Cancer

Data Source: Canadian Community Health Survey (CCHS) – Statistics Canada

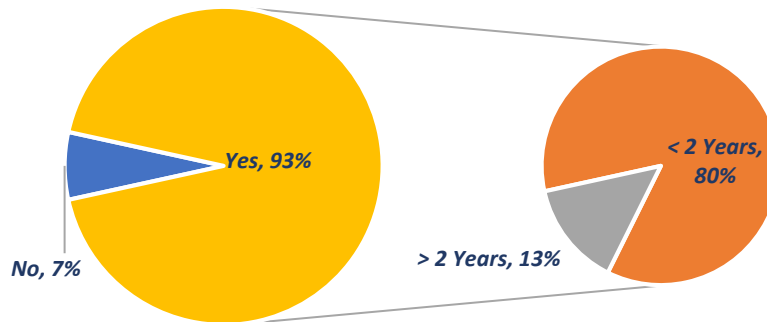
Updated Jan. 2020

Screening mammography

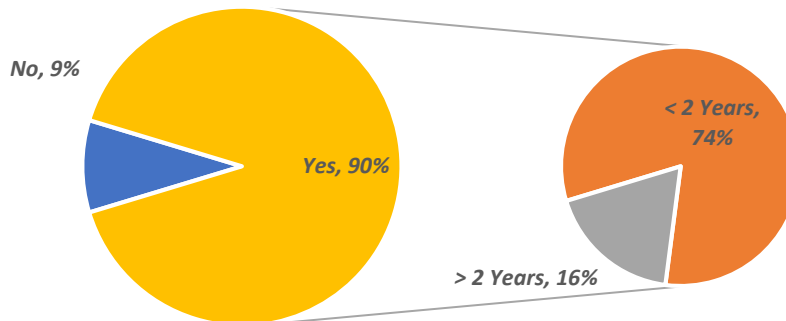
Description

Ever had mammogram

Ever Had Mammogram & Last Mammogram in the Past 2 Years, Age 50-69, CCHS 2011-2012, EOHU



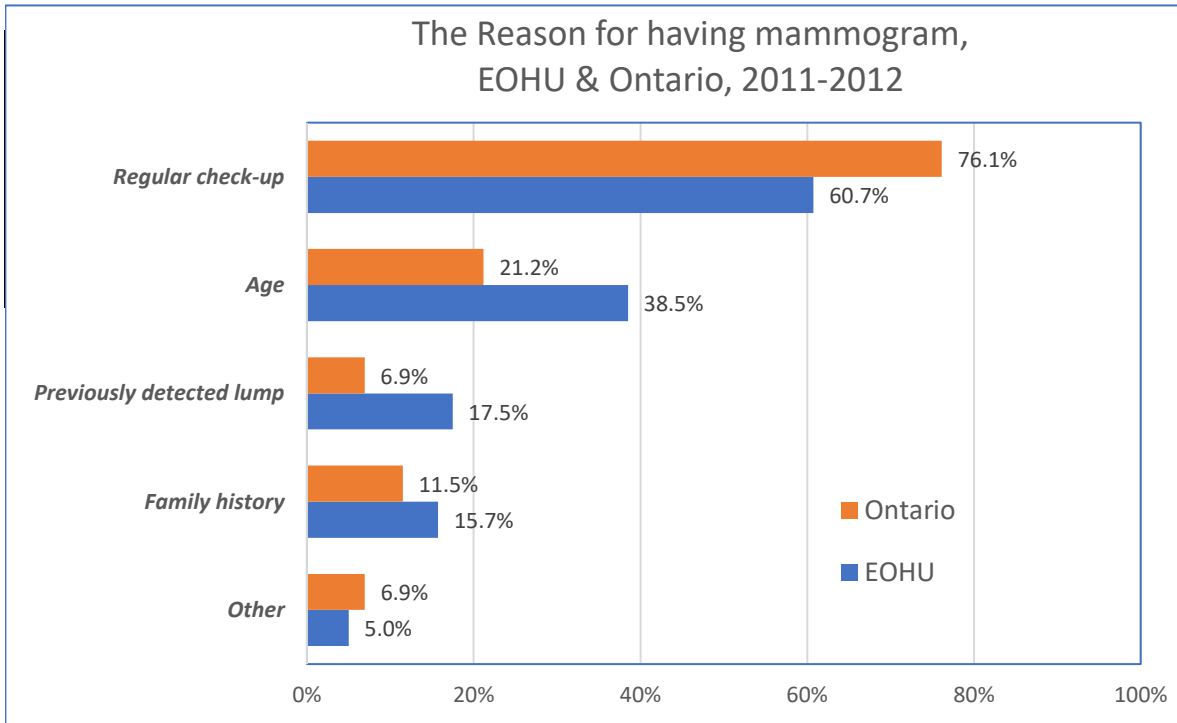
Ever Had Mammogram & Last Mammogram in the Past 2 Years, Age 50-69, CCHS 2011-2012, Ontario



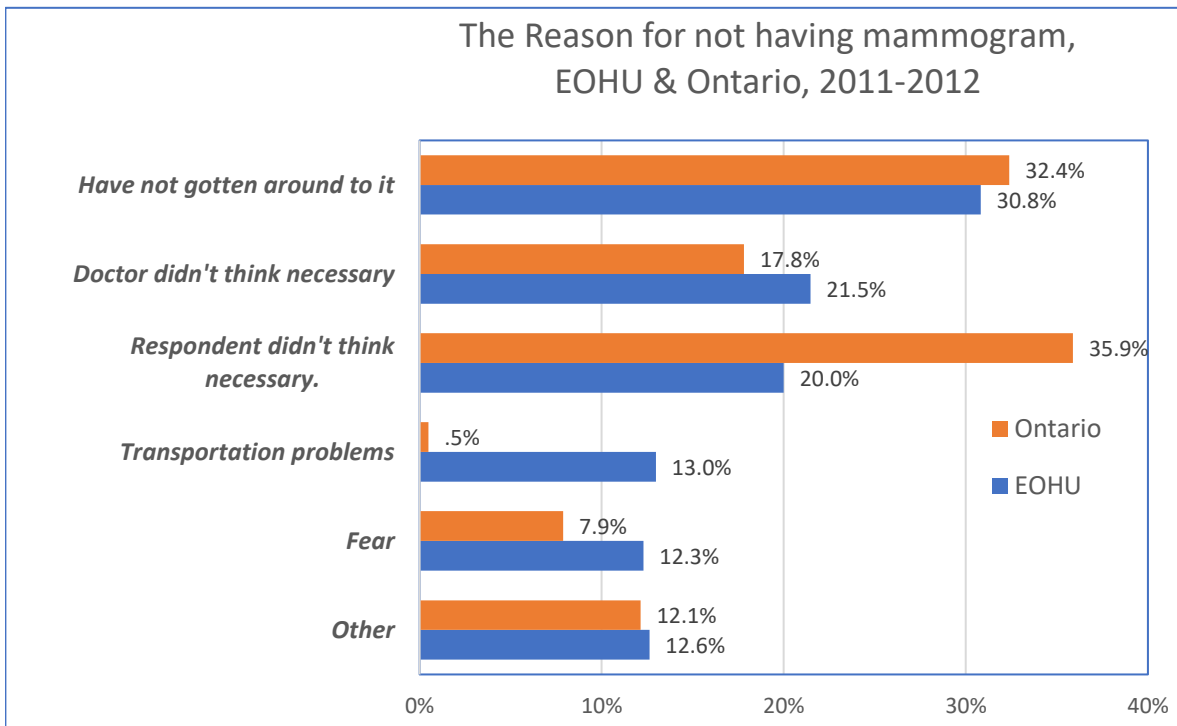
Last time mammogram was done

	EOHU		Ontario	
	#	%	#	%
< 6 MONTHS	5725	26.9%	354379	22.9%
6 MTHS TO < 1 YR	7708	36.2%	495798	32.0%
1 TO < 2 YEARS	4852	22.8%	414387	26.8%
2 TO < 5 YEARS	2464	11.6%	188932	12.2%
5 YEARS OR MORE	569	2.7%	93794	6.1%
Total	21318	100%	1547290	100%

The Reason for having mammogram

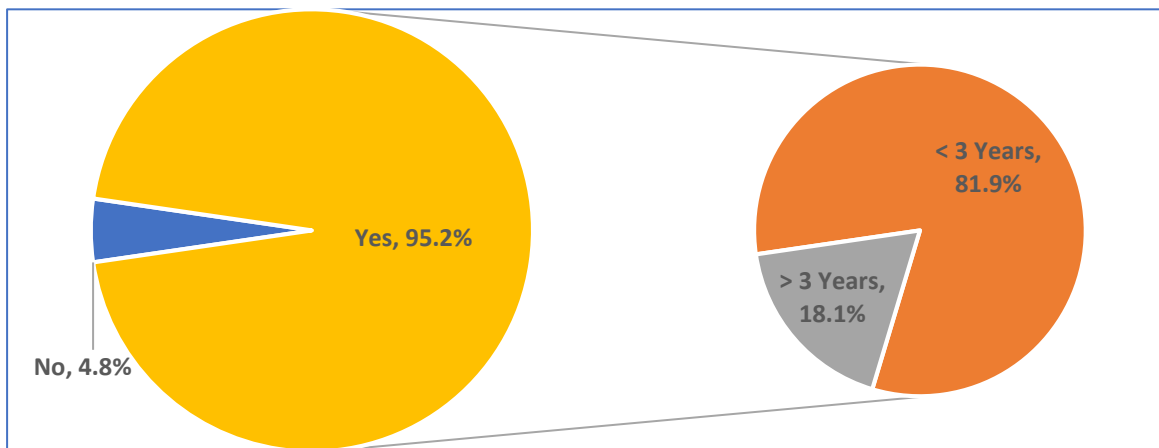


The Reason for not having mammogram

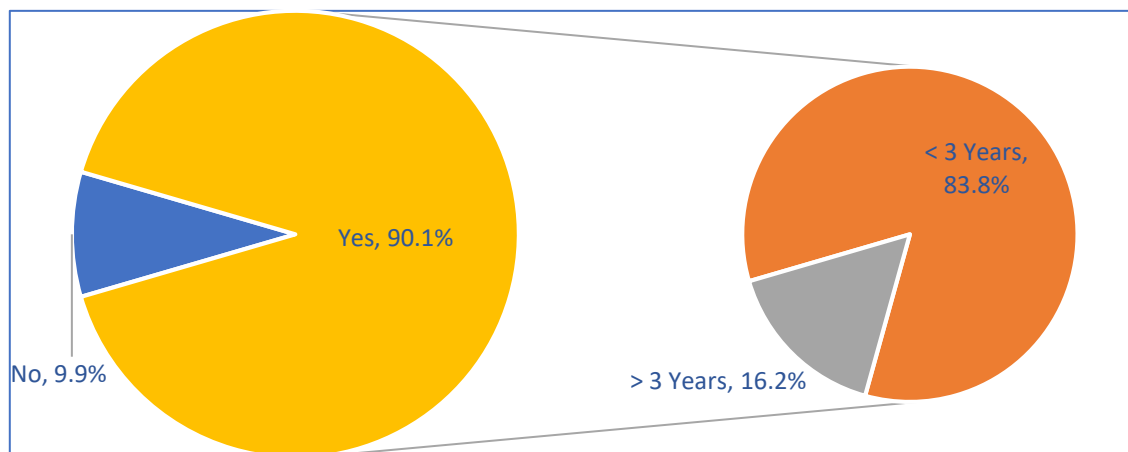


Ever had PAP smear test & Had the test in the Past 3 Years

Ever Had PAP Smear Test & Had the test in the Past 3 Years, Age 20-69, CCHS2011-2012, EOHU



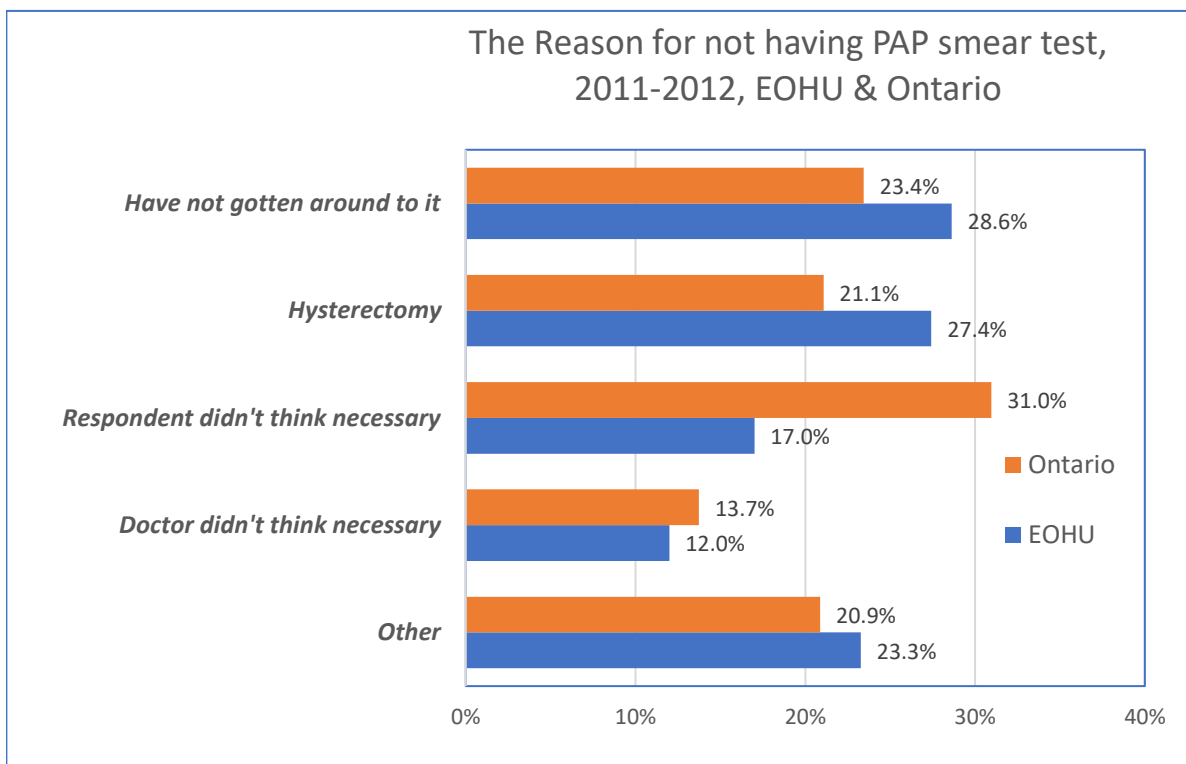
Ever Had PAP Smear Test & Had the test in the Past 3 Years, Age 20-69, CCHS2011-2012, Ontario



Last time had PAP smear test

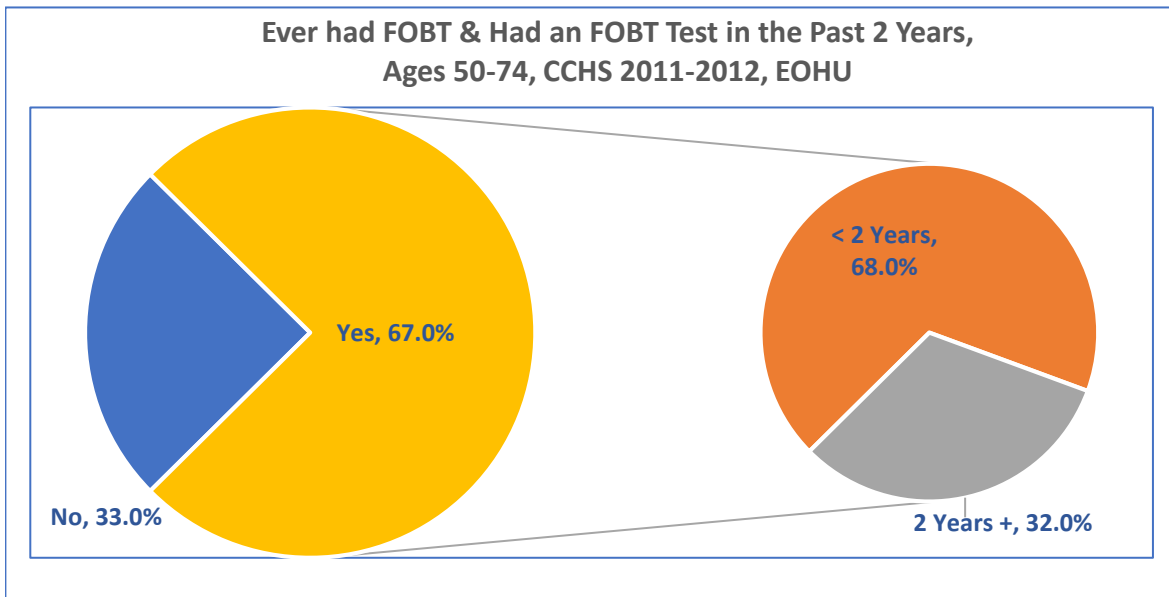
	EOHU		Ontario	
	#	%	#	%
< 6 MONTHS	8227	17.7%	928892	23.4%
6 MTHS TO < 1 YR	9491	20.4%	1215881	30.6%
1 TO < 3 YEARS	20396	43.9%	1187160	29.9%
3 TO < 5 YEARS	2975	6.4%	217470	5.5%
5 OR MORE YEARS	5420	11.7%	425569	10.7%
Total	46509	100%	3974972	100%

The Reason for not having PAP smear test

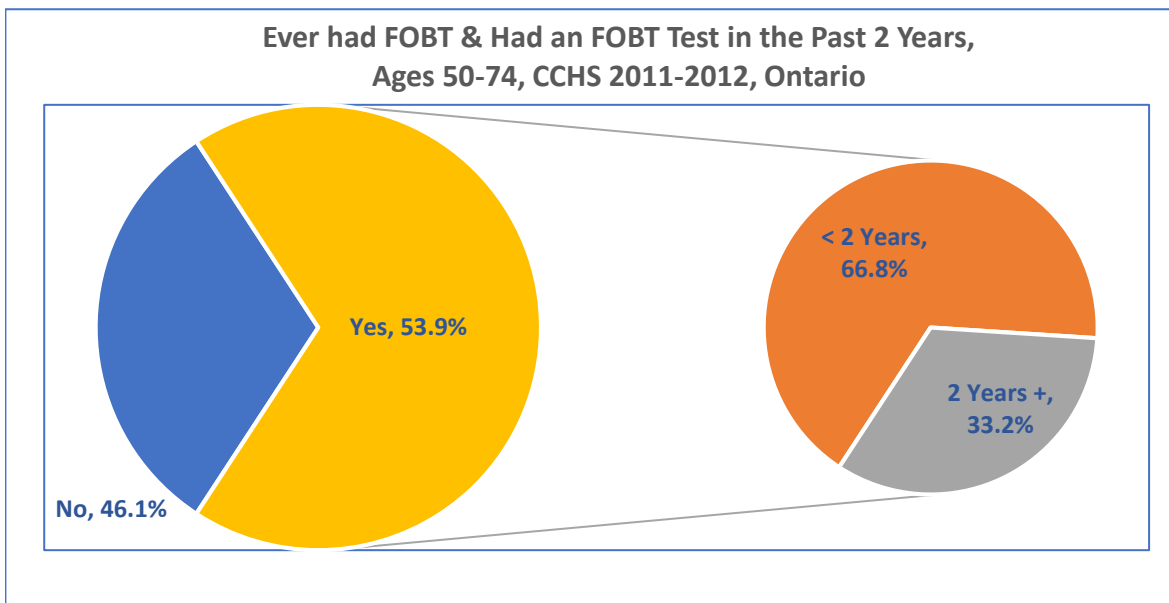


Ever had FOBT & Had an FOBT Test in the Past 2 Years

EOHU Area



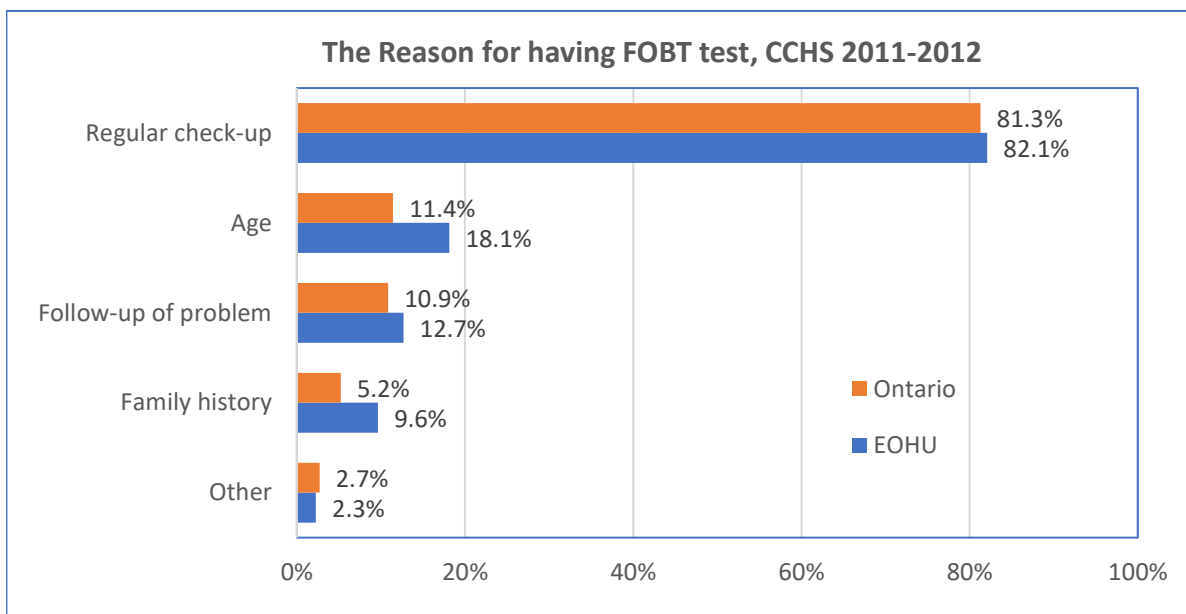
Ontario



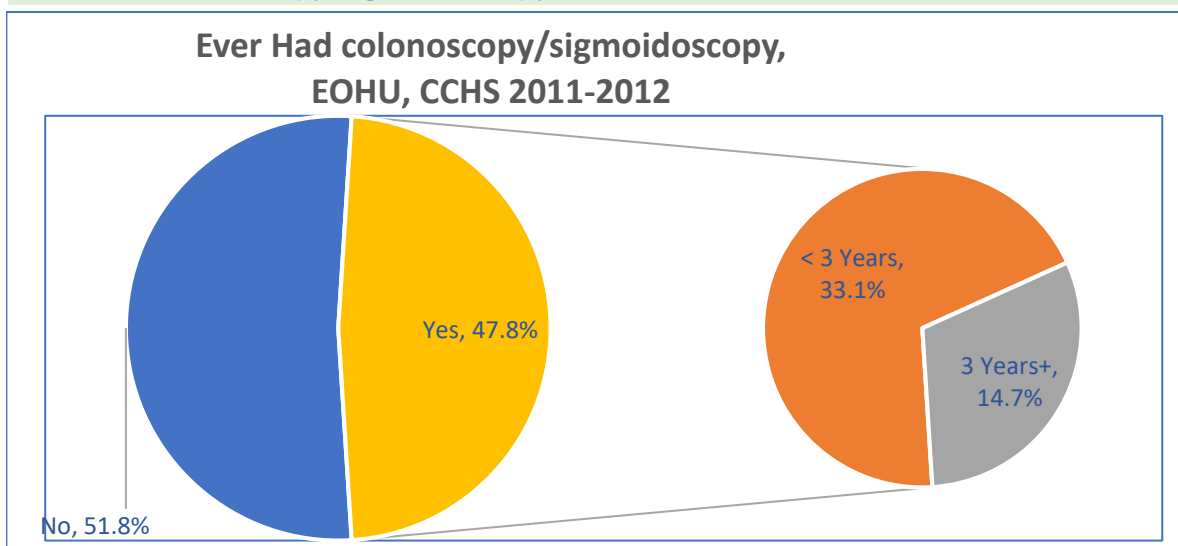
Last time FOBT test done

	EOHU		Ontario	
	#	%	#	%
< 1 YEAR	16050	48.1%	760792	38.2%
1 TO < 2 YEARS	6643	19.9%	570328	28.6%
2 TO < 3 YEARS	3438	10.3%	272759	13.7%
3 TO < 5 YEARS	2337	7.0%	169443	8.5%
5 TO < 10 YEARS	3835	11.5%	137567	6.9%
5 YEARS OR MORE	1051	3.2%	81992	4.1%
Total	33354	100%	1992881	100%

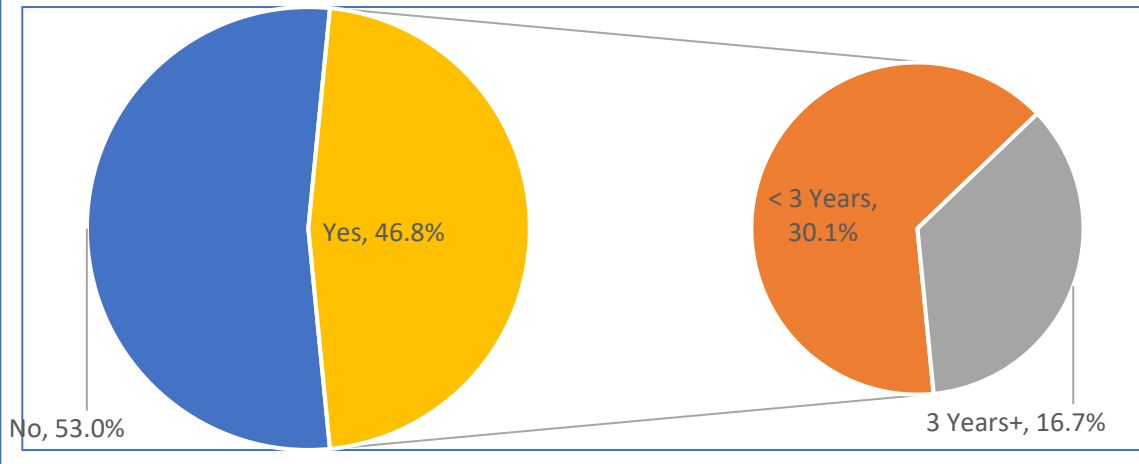
The Reason for having FOBT test



Ever Had colonoscopy/sigmoidoscopy



Ever Had colonoscopy/sigmoidoscopy, Ontario, CCHS 2011-2012



Last time the colonoscopy/sigmoidoscopy had done

	EOHU		Ontario	
	#	%	#	%
< 1 YEAR	5472	22.8%	425333	24.2%
1 TO < 2 YEARS	4749	19.8%	368083	20.9%
2 TO < 3 YEARS	6382	26.6%	338861	19.3%
3 TO < 5 YEARS	3172	13.2%	308543	17.5%
5 TO < 10 YEARS	2315	9.7%	209147	11.9%
5 YEARS OR MORE	1889	7.9%	108237	6.2%
Total	23979	100%	1758204	100%

The Reason for having colonoscopy/sigmoidoscopy

