

Section2 A Social Environment and Health

Data source: Census 2016

Updated Jan. 2018

2A-04. Personal Income statistics in 2015

Description

The population aged 15 years & up

| In private households | Male | Female | Both |
|-----------------------|----------|----------|----------|
| <i>Cornwall</i> | 18050 | 19905 | 37955 |
| <i>Hawkesbury</i> | 4005 | 4530 | 8535 |
| <i>UC-SDG</i> | 45455 | 47615 | 93075 |
| <i>UC-PR</i> | 35745 | 36525 | 72270 |
| <i>Ontario</i> | 5342850 | 5695590 | 11038440 |
| <i>Canada</i> | 13990620 | 14652355 | 28642980 |

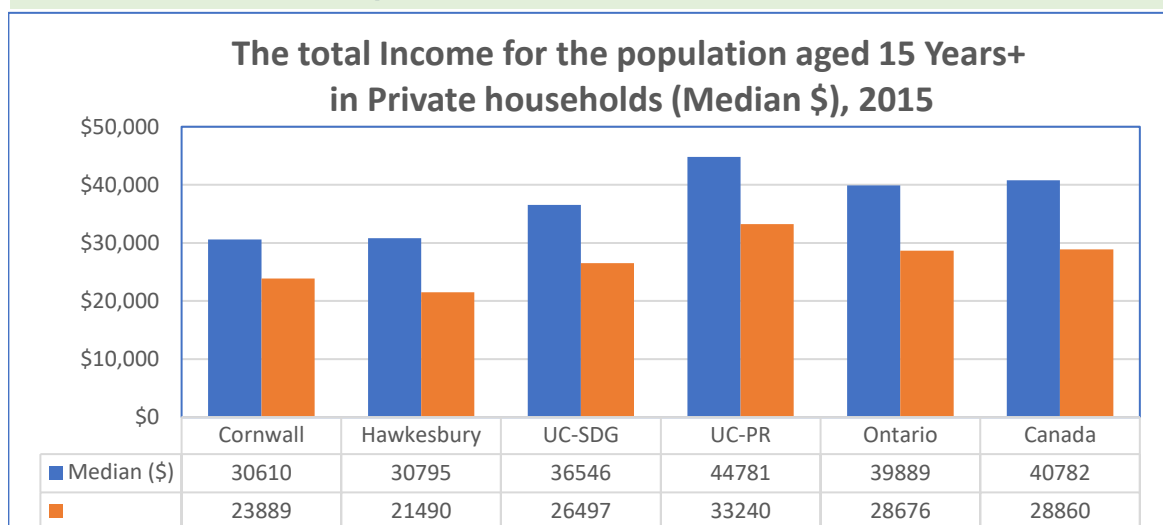
The persons aged 15 years & up, living alone

| Living alone | Male | Female | Both |
|-------------------|---------|---------|---------|
| <i>Cornwall</i> | 4050 | 4670 | 8720 |
| <i>Hawkesbury</i> | 980 | 1265 | 2240 |
| <i>UC-SDG</i> | 7790 | 8420 | 16210 |
| <i>UC-PR</i> | 4885 | 5010 | 9895 |
| <i>Ontario</i> | 867175 | 951645 | 1818815 |
| <i>Canada</i> | 2608845 | 2704700 | 5313545 |

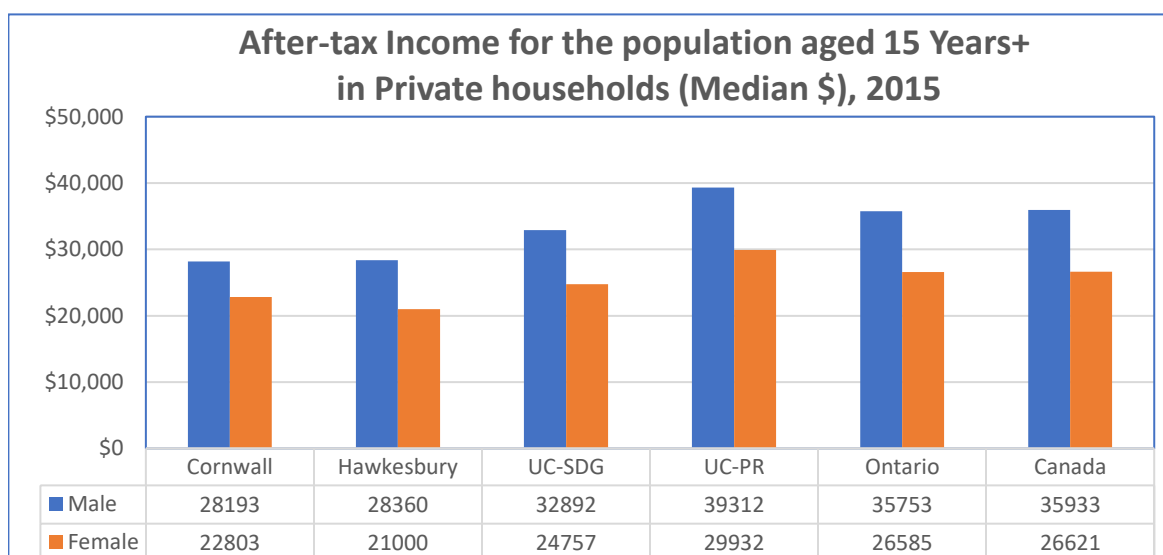
The Income for the population aged 15 years & up In private households

| | Population aged 15+ (#) | | | Median (\$) | | |
|-------------------------|-------------------------|----------|----------|-------------|--------|-------|
| | Male | Female | Both | Male | Female | Both |
| Total income | | | | | | |
| Cornwall | 17330 | 19135 | 36465 | 30610 | 23889 | 26644 |
| Hawkesbury | 3875 | 4375 | 8255 | 30795 | 21490 | 25317 |
| UC-SDG | 43710 | 45775 | 89485 | 36546 | 26497 | 30935 |
| UC-PR | 34580 | 35215 | 69795 | 44781 | 33240 | 38814 |
| Ontario | 5115460 | 5441475 | 10556935 | 39889 | 28676 | 33539 |
| Canada | 13444340 | 14044190 | 27488525 | 40782 | 28860 | 34204 |
| After-tax income | | | | | | |
| Cornwall | 17330 | 19145 | 36475 | 28193 | 22803 | 25068 |
| Hawkesbury | 3875 | 4380 | 8255 | 28360 | 21000 | 23950 |
| UC-SDG | 43715 | 45795 | 89510 | 32892 | 24757 | 28354 |
| UC-PR | 34580 | 35240 | 69820 | 39312 | 29932 | 34603 |
| Ontario | 5115825 | 5443975 | 10559805 | 35753 | 26585 | 30641 |
| Canada | 13449005 | 14050180 | 27499185 | 35933 | 26621 | 30866 |

Total income for those In private households



After-tax income for those In private households

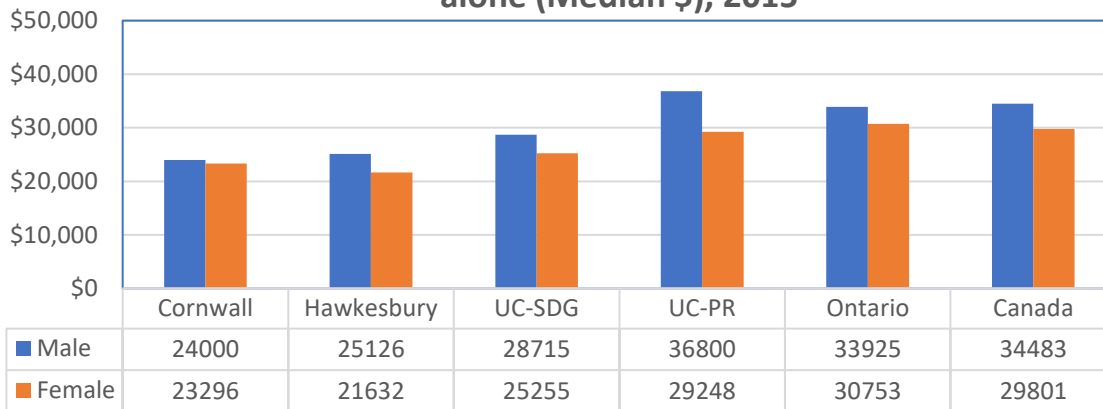


The income for the population aged 15 and over, living alone (\$)

| <i>Median (\$)</i> | Total income | | | After-Tax income | | |
|--------------------|--------------|--------|-------|------------------|--------|-------|
| | Male | Female | Both | Male | Female | Both |
| Cornwall | 24000 | 23296 | 23550 | 22954 | 22680 | 22811 |
| Hawkesbury | 25126 | 21632 | 22964 | 23799 | 21193 | 22236 |
| UC-SDG | 28715 | 25255 | 26576 | 26249 | 24096 | 24999 |
| UC-PR | 36800 | 29248 | 32996 | 32536 | 26875 | 29890 |
| Ontario | 33925 | 30753 | 32097 | 30678 | 28442 | 29417 |
| Canada | 34483 | 29801 | 31890 | 30746 | 27495 | 28959 |

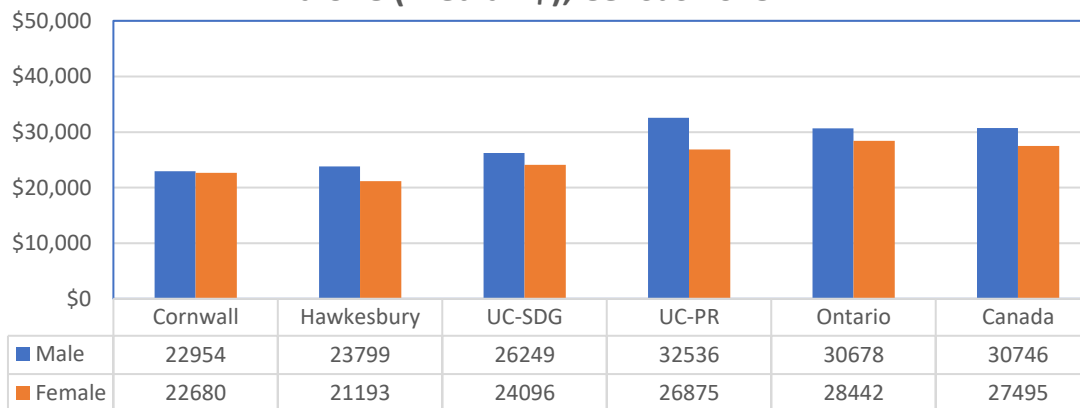
Total income for those living alone

The total Income for the population aged 15 Years+ living alone (Median \$), 2015



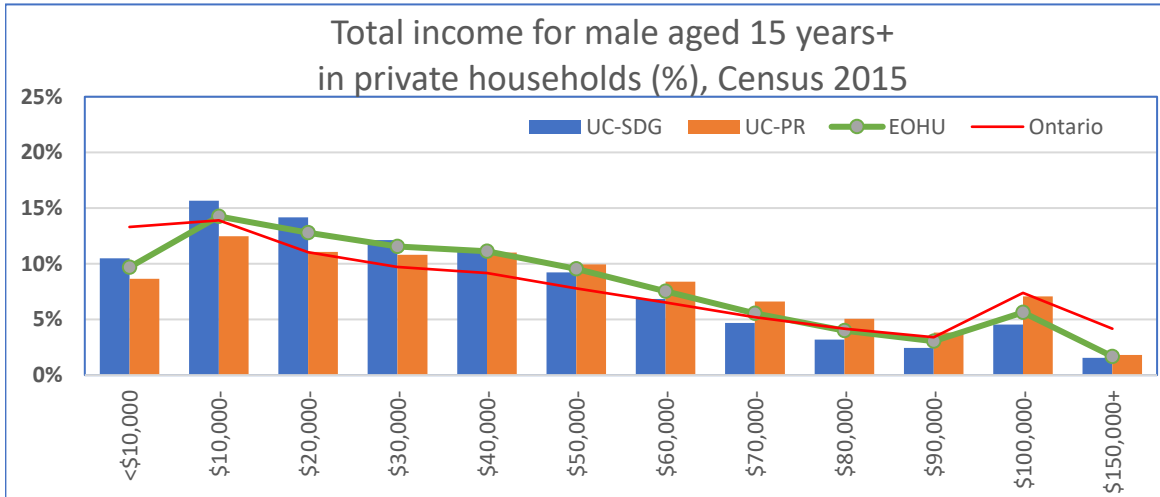
After-tax income for those living alone

After-tax Income for the population aged 15 Years+ living alone (Median \$), Census 2015

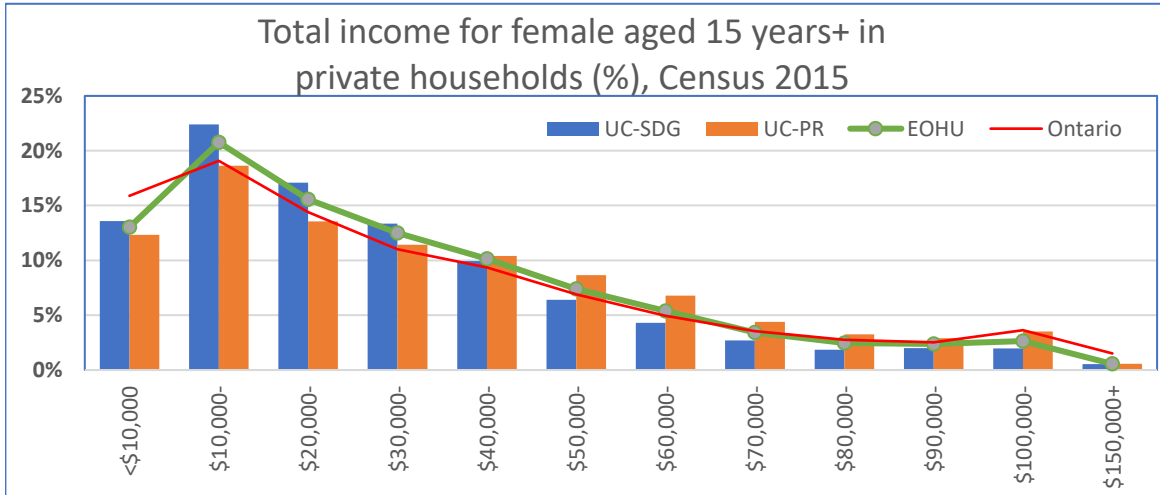


Total income for those in private households by Age Group

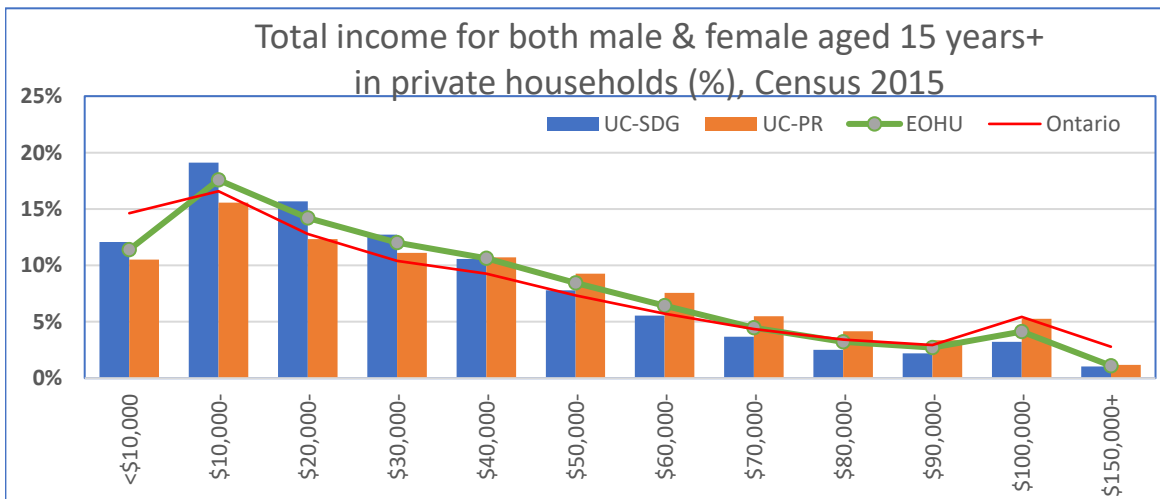
Male



Female

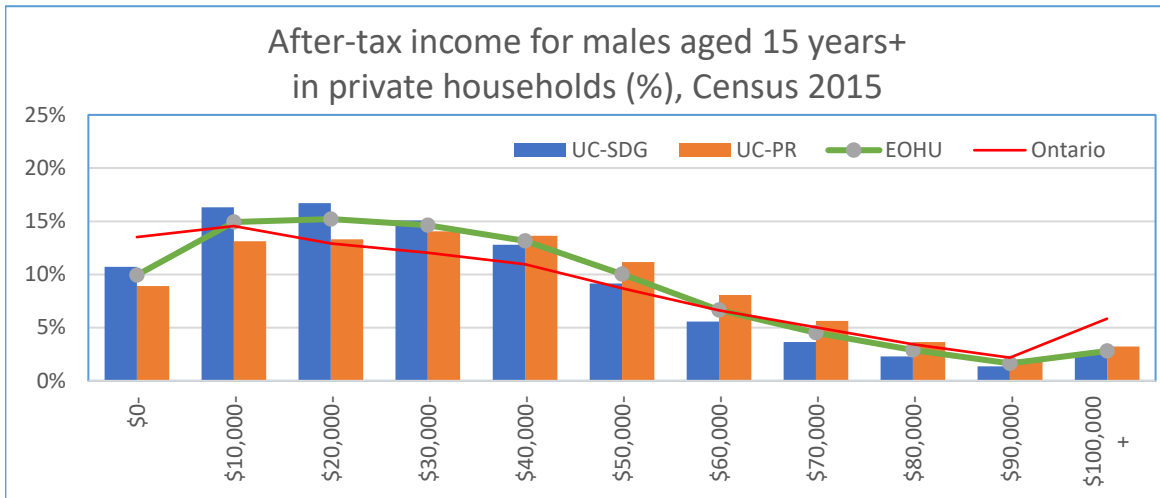


Both Male & Female

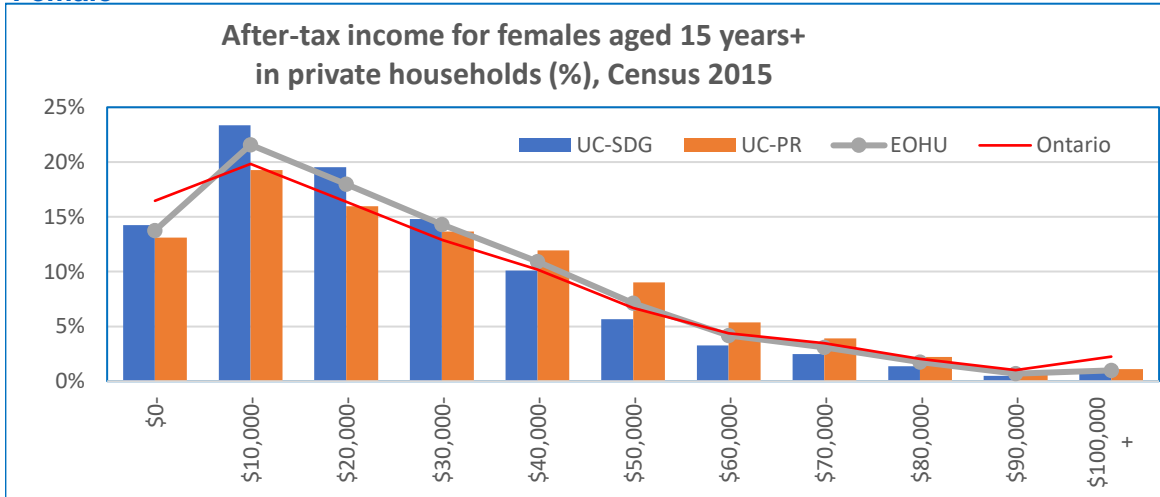


After-tax income for those in private households by Age Group

Male



Female



Both Male & Female

